PRABHAT ACADEMY
DARKNESS TO LIGHT
LUCKNOW

Dear Parents,

The holiday season, often associated with joy and relaxation, also presents a golden opportunity through homework for meaningful engagement with learning and creative exploration. Designed to nurture creativity and critical thinking, the allocated assignments and tasks are structured to be engaging and cultivating deeper understanding.

**Guidelines for completion:**

1. All homework should be completed in a thin notebook (subject-wise), unless specified otherwise.
2. The work must be original. Ready-made materials should be avoided.
3. The holiday homework will be graded, and marks will be added to the subject enrichment score.

**Celebrate the special Bond!**

**Father's Day:** On Father's Day, take the opportunity to create heartfelt memories with your father. Spend time with your father, make him feel special and let him know how much he is valued and loved.

**Embodying Magnanimity**

Show compassion for the voiceless by placing a bowl of fresh water outside your home to offer respite to birds and stray animals in the summer heat.

Learn, create and return inspired!

Regards
Prabhat Academy

PRABHAT
ACADEMY
DARKNESS TO LIGHT

# HOLIDAYS HOMEWORK

## CLASS-III

***Dear Students***

***Holidays are a wonderful time to rest, explore, create and grow. Along with completing your holiday homework, we encourage you to do things that make you curious, happy and helpful. Here are a few friendly reminders for your holiday adventure:***

1. Make a Mini Schedule

– Do a little work each day. Don‘t wait till the last moment.
– Balance play, rest and learning.

2.🎨 Keep It Neat & Creative

– Use colors, drawings, stickers or photos to decorate your work.
– Presentation matters — make it fun to look at!

3.📖 Think, Write & Imagine

– Use your own words and ideas. Avoid copying.
– Add your own thoughts to make the work truly yours.

4. Try Something New

– Learn a new skill: Origami, yoga, a magic trick, baking, gardening or painting.

5.🐾 Care for Animals & Birds

– Keep a bowl of water for birds. Feed a stray. Show kindness to all living beings.

7.🌳 Spend Time in Nature

– Take a walk. Watch clouds. Collect leaves or stones. Feel the sunshine.
– Nature is the best teacher!

8.👵 Talk to Grandparents

– Listen to their stories. Ask about their childhood.
– Share a laugh, a hug or a board game!

9.😊 Help at Home

– Fold your clothes, water plants or help in the kitchen.
– Small acts make a big difference!

***We hope you enjoy every moment of this holiday — with your family, in nature and in the magical world of books and imagination.***
***We'll miss your bright smiles, happy chatter and curious questions.***
***✨ Can't wait to see you back soon – refreshed, recharged and ready to shine! 🌬***

# ENGLISH

—The more that you read, the more things you will know. The more that you learn, the more places you'll go. ‖ - Dr. Seuss

Books take us into a new world. Through them, we can explore different places, cultures, and experiences. Read any storybook from your book set carefully.

ACTIVITY 1- INTERACTIVE READING

Read aloud the story to your family members or friends and design a beautiful ‗BOOK COVER' of the book you read. It should include the following things-:

A. Design a book cover depicting an important scene of the book.(Sample attached)
B. Title of the book (should be different than the original title)
C. Name of the author
D. Use your creativity to prepare a colourful book report using A3 ivory sheets
E. Think of a different ending to the same story.(to be done on a coloured A4 sheet).

ACTIVITY 2- VOCABULARY COLLAGE

Students are required to create a COLLAGE of new words they learn during holidays ,using magazine cutouts,drawings, or digital tools. They will write one word everyday along with the meaning and will try to memorise them on a daily basis. You can use coloured A4 sheets to create.

ACTIVITY 3-

Write a lovely letter to your English teacher, telling what you love the most about your school and also sharing one change you would like to see in it—and then click a clear picture of your letter and email it to your class teacher using the correct email ID given below.

Email IDs:

pizone@prabhatacademy.net

ACTIVITY 4- Read and comprehend-

**Riya's Surprise**

"Riya, come to the garden," said Dad.

Riya got up and opened the front door. She thought Dad must be gardening. Dad was not gardening. He was holding a tiny, golden, furry puppy.

Riya couldn't believe her eyes. She screamed with joy. The ball of fur ran to her. It licked her nose, mouth and her eyes.

Dad looked at them and started laughing. "So, what are you going to name her, Riya?"

"She's so soft and golden, Dad! I think Sunny is the perfect name, don't you?"

"I think she quite likes that!" Dad handed Riya a red collar and leash. "Why don't you take Sunny for a walk?"

Riya hugged Sunny and said, "You are going to be my best friend."

Q1-Fill in the blanks.

a. Dad asked Riya to come to the _____.
b. Riya thought Dad was _____.
c. Riya screamed because she was _____.
d. The puppy ran to Riya and _____ her face.
e. Dad wanted Riya to take the puppy for a _____.

Q2- Answer these questions briefly.

a. What was Dad holding?
b. What did Riya name the puppy?
c. Why did Riya scream?
d. What did the puppy do when it saw Riya?
e. What did Dad give Riya to take the puppy out?

Q3- Multiple Choice Questions (Tick the correct answer):

1. What was Dad holding in his hand?

A basket of flowers / A tiny, golden, furry puppy

2. What did Riya think Dad was doing? Reading a book / gardening

3. What name did Riya give to the puppy? Fluffy / Sunny

4. What did Dad hand to Riya? A red collar and leash / A basket

Q4- True or False

1. Riya opened the front door.
2. The puppy licked Riya's face.
3. Dad was holding a tiny, golden, furry puppy.
4. Riya named the puppy Sunny.
5. Dad gave Riya a red collar and leash.

# SST

**1.** Take a look at any Indian currency note. You will find its value written on one side in about 15 different languages. Find out which languages these are and write them in the scrapbook.

**2.** What is the Pincode in the address? Find out the pincode of your city and pincodes of five areas of your city with the help of your parents. Write it in the scrapbook.

**3.** Playing a game outside or in the park is good for our body. Rohan always plays game when he has free time. But his mother advised him not to play video games for long hours and avoid screen time. Why it's is important to play some game and do physical activity? Write down in the scrapbook, which games you played in summer holidays and spent quality time with family and friends.

**4. Celebrate World Environment Day (5th June, 2026)**

Create a poster on _Save water' or _Save Animals' on A3 size sheet.

**5. Father's Day Activity(21st June,2026)**

Celebrate a memorable Father's Day by showing your Dad, how cherished he is! Spend quality time together, express gratitude and share your love with a warm hug. As an extra special touch, make a Popsicle card to make him feel extra special!!

**6. Yoga Day ( 21st June,2026)**

Yoga Day is the perfect opportunity to have fun while getting healthy. Let's explore some exciting ways you can enjoy yoga and become strong, flexible, and creative! So, on Yoga Day, let's celebrate by moving, stretching, and

breathing together. Enjoy expressing yourself through yoga! Try out some playful poses like Kite, Water fall, Rag Doll, Wind Mill , Cobra and Chair to add an extra layer of fun to your practice.

KITE

WATER FALL

CRAG DOLL

WIND MILL

CHAIR

COBRA

Click the pictures and paste in your scrap book.

# MATHEMATICS

General Instructions:

- PART A is the project.
- PART B is the revision sheet, which is the recapitulation of the work which has been done so far.
- Worksheet has to be done on the sheet itself.
- You are required to submit both in a clear folder.

**PART A**

**PROJECT : Measuring the Mighty Rivers**

Research, compare, and analyze the lengths of the 10 longest rivers in the world. Write their names on a coloured A4 sheet in a tabular form and answer the given questions

- What is the difference in lengths between the longest river and the shortest river in the list?
- Which rivers are longer than 6,000 km? Write the number names also.
- How many rivers are shorter than 3,000 km? Mention the names and lengths in descending order.
- Which two rivers have the closest lengths?
- Write the length of fifth longest river in Expanded Form

## PART B

**Revision Worksheet:**

**Q1. Multiple choice questions :**

i) Find the missing number ____ + 1,208 = 2,503

a) 1,295 b) 1,305 c) 1,295 d)1,215

ii) Which number is in the **hundreds** place in 7,381?

a) 1 b) 8 c) 3 d) 7

iii) A shop had 3,500 toys. It sold 1,275. How many toys are left?

a) 2,225 b) 2,235 c) 2,215 d) 2,125

iv) Choose the correct numeral for: *Three thousand, six hundred twenty-four*

a) 3,624 b) 3,264 c) 6,324 d) 3,462

v) What is the expanded form of 6,432?
a) 6000 + 400 + 30 + 2
b) 600 + 40 + 30 + 2
c) 6000 + 40 + 3 + 2
d) 6000 + 300 + 20 + 4

**Q2. Fill in the blanks :**

i) The smallest 4-digit number using the digits 3, 0, 5, 2 is _____.

ii) 4,205 rounded to the nearest hundred is _____.

iii) The predecessor of the smallest 4-digit number is _____.

iv) (7 hundreds 9 tens) – 2 ones = _____hundreds _____tens _____ones

v) The number from which another number is subtracted is called as _____

**Q3. State True or False. Also, correct the false statement .**

i) In subtraction, we always subtract from the smaller number.

ii) In the number 2,675, the digit 6 is in the tens place.

iii) The sum of any two numbers is always greater than either of the numbers.

iv) When adding 678 + 325, we don't need to carry over any digits.

**Q4. Write two numbers that comes before and after the given numbers.**

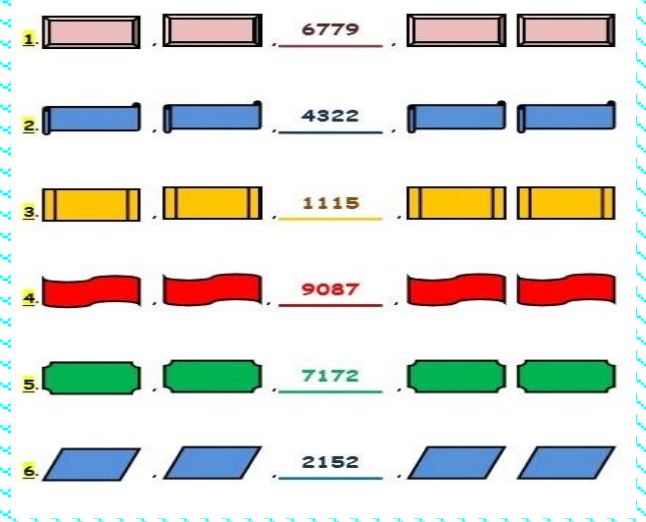


**Q5. Complete the given crossword puzzle.**

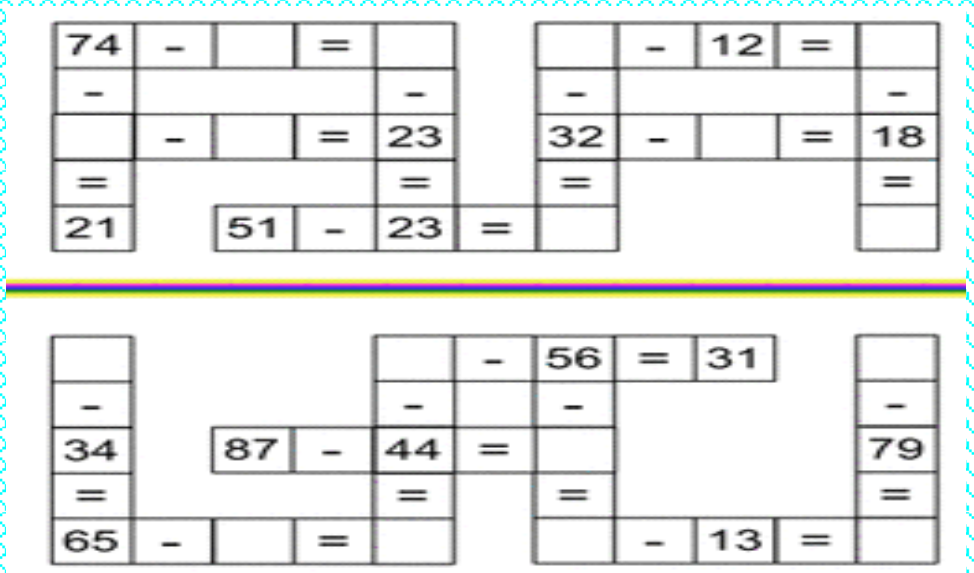

Q6. Identify the skip count pattern of the following number lines

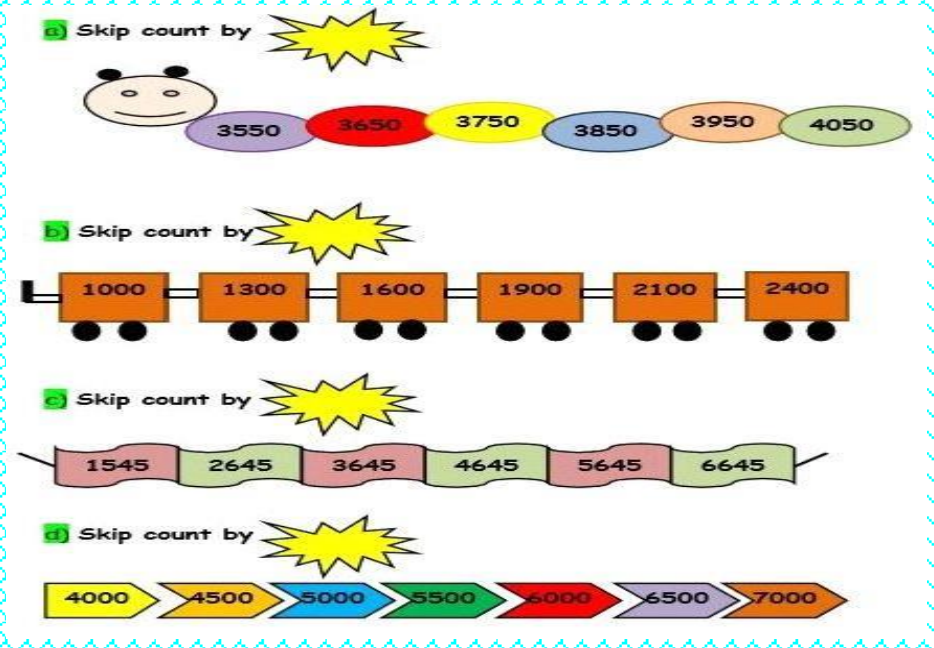


Q7. What is the pattern rule in these number patterns? One is done for you.

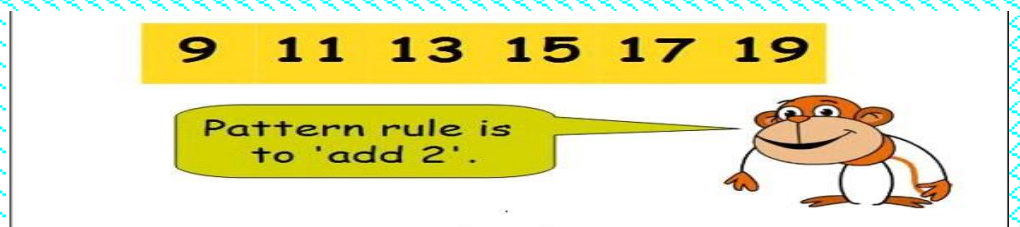


| | | | | | | | |
|---|---|---|---|---|---|---|---|
| a. | 31 | 25 | 19 | 13 | 7 | 1 | |
| b. | 2 | 4 | 8 | 16 | 32 | 64 | |
| c. | 9 | 16 | 23 | 30 | 37 | 44 | |

Q8. Complete the pattern by drawing and coloring figures

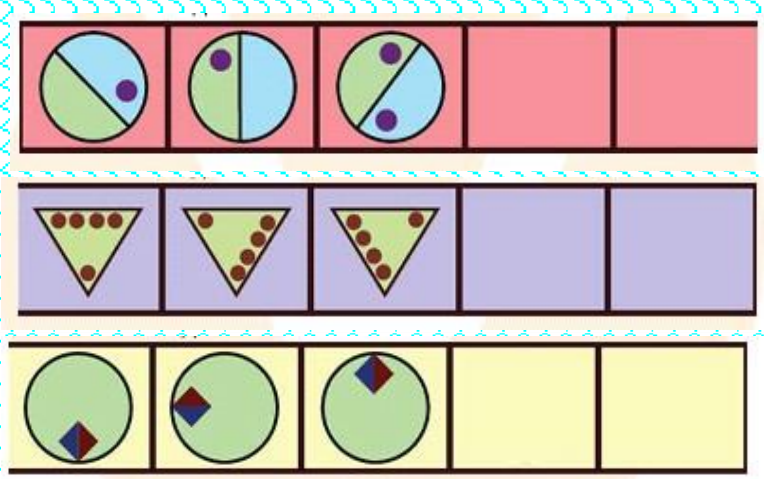

Q9. Add the following-

a. 2587 , 45769 , 98451
b. 3789, 78121 , 21478
c. 7658, 21434 , 32751

Q10. Subtract the following –

a. 56421 – 49854
b. 98423 – 34298
c. 16543 – 10076

Q11. Princess Zoe invited 48 people from the kingdom and 36 from the nearby village to her birthday party. Later, 15 more guests arrived. How many guests came to the party in total

Q12. An airport had 3,752 passengers in the morning. 1,469 more arrived in the afternoon. By evening, 2,138 passengers had boarded their flights. How many passengers are still at the airport?

# HINDI

पेड़ को गले लगाते हुए उसके साथ अपनी एक फोटो खींचकर चिपकाइए ।

2 श्याम कही खो गया है, नीचे लिखे गए शब्दों की सहायता से उसके बारे में एक रेडियो घोषणा बनाइए ।

गोल

पाँच

छोटा

नीली टोपी

दुबला

नीली

लाल - सफेद

मोटे जूते

पतला ..... लड़का ।चेहरा ....., कद ..... है । उसकी आयु ..... वर्ष है

।..... टी - शर्ट और ..... जींस पहने घर से निकला था । पैरों में ..... और सिर पर ..... ।

**3 शब्दों को सही क्रम में लिखकर वाक्य बनाइए ।**

क) है गिलहरी खाती मूँगफली

ख) खाता है बंदर केला

ग) लड़की झूलती है झूला

घ) हो है रही बारिश

ड) है सीमा जाती पाठशाला

**4 नीचे कुछ जीव-जंतुओं के नाम दिए गए हैं उनका मिलान उनके घरों से कीजिए ।**

| | |
|---|---|
| **घोड़ा** | **पानी** |
| **लोमड़ी** | **बिल** |
| **हाथी** | **अस्तबल** |
| **शेर** | **जंगल** |
| **चूहा** | **छत्ता** |
| **बंदर** | **मांद** |
| **मधुमक्खी** | **पेड़** |
| **मछली** | **गुफा** |

## General Instructions

- Do all work neatly in a separate notebook or assignment file.
- Write in simple sentences.
- Draw and colour diagrams wherever needed.
- Paste pictures to make your work attractive.
- Do not copy directly from books or internet; use your own words.
- Complete and submit after summer vacation.

# Science

Q.1

Draw a neat diagram of a plant and label its parts. Write two lines about each part.

Q.2

Write the difference between:

- Living things and non-living things
  Give 3 examples of each.

Q.3

Write about “Our Body Parts”. Mention:

- Five sense organs
- Their functions
- Why they are important

Q.4

Write short notes on:

- Healthy food
- Clean surroundings
- Importance of water

Q.5

Draw and label the solar system. Write names of any 5 planets.

# General Knowledge (GK)

Q.1

Write names of:

- 5 fruits
- 5 vegetables
- 5 animals
- 5 birds

Q.2

Write names of:

- 5 colours
- 5 festivals you celebrate
- 5 games you play

Q.3

Name:

- 5 national symbols of India (with names only)

Q.4

Write 5 lines about your favourite festival.

Q.5

Write names of:

- 5 famous places in India
- 5 states of India

# Computer

Q.1

Draw a computer and label its parts:

- Monitor
- Keyboard
- Mouse
- CPU

Q.2

Write uses of computer in daily life (any 5 points).

Q.3

What is a computer? Write in 3–4 simple lines.

Q.4

Draw input and output devices and write 2 examples each.

Q.5

Write 5 rules to follow while using a computer safely.